

Biotinylated Human HGF R/c-MET Protein

Cat. No. MET-HM401B

Description

Source	Recombinant Biotinylated Human HGF R/c-MET Protein is expressed from HEK293 with His tag and Avi tag at the C-Terminus. It contains Glu25-Thr932.
Accession	P08581-1
Molecular Weight	The mature form of HGF R is a heterodimer which can be cleaved into α and β chain. The protein has a predicted MW of 32.5 kDa (α chain) and 72.1 kDa (β chain). Due to glycosylation, the protein migrates to 45-50 kDa and 80-90 kDa based on Bis-Tris PAGE result.
Endotoxin	Less than 1EU per μ g by the LAL method.
Purity	> 95% as determined by Bis-Tris PAGE > 95% as determined by HPLC

Formulation and Storage

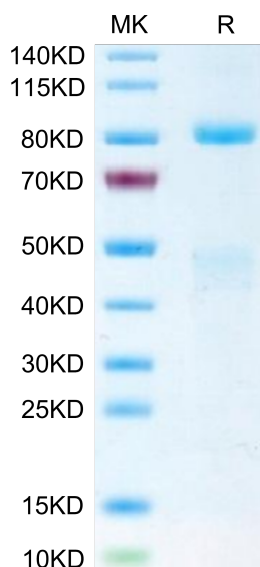
Formulation	Lyophilized from 0.22um filtered solution in PBS (pH 7.4). Normally 8% trehalose is added as protectant before lyophilization.
Reconstitution	Centrifuge the tube before opening. Reconstituting to a concentration more than 100 μ g/ml is recommended. Dissolve the lyophilized protein in distilled water.
Storage	-20 to -80°C for 12 months as supplied from date of receipt. -80°C for 3 months after reconstitution. Recommend to aliquot the protein into smaller quantities for optimal storage. Please minimize freeze-thaw cycles.

Background

c-Met, also called tyrosine-protein kinase Met or hepatocyte growth factor receptor (HGF R), is a protein that in humans is encoded by the MET gene. The protein possesses tyrosine kinase activity. The primary single chain precursor protein is post-translationally cleaved to produce the alpha and beta subunits, which are disulfide linked to form the mature receptor. Following activation by ligand, interacts with the PI3-kinase subunit PIK3R1, PLCG1, SRC, GRB2, STAT3 or the adapter GAB1.

Assay Data

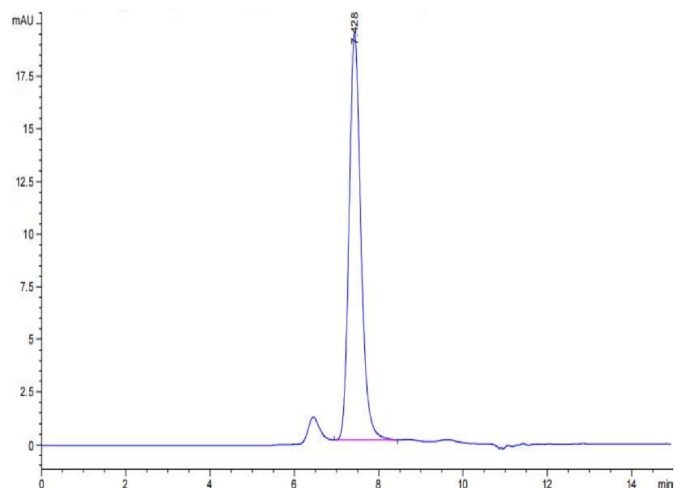
Bis-Tris PAGE



Biotinylated Human HGF R on Bis-Tris PAGE under reduced condition. The purity is greater than 95%.

SEC-HPLC

Assay Data

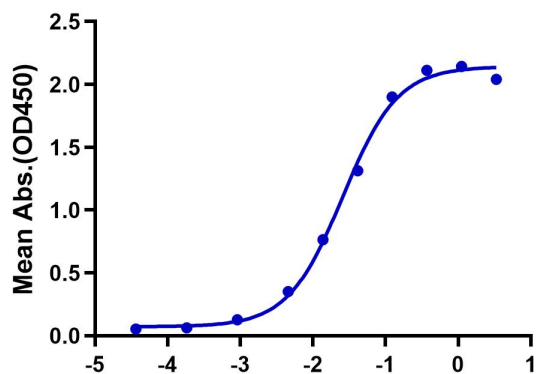


The purity of Biotinylated Human HGF R is greater than 95% as determined by SEC-HPLC.

ELISA Data

Biotinylated Human HGF R, His Tag ELISA

0.05µg Anti-HGF R Antibody, hFc Tag Per Well



Immobilized Anti-HGF R Antibody, hFc Tag at 0.5µg/ml (100µl/Well) on the plate. Dose response curve for Biotinylated Human HGF R, His Tag with the EC50 of 25.7ng/ml determined by ELISA.

Log Biotinylated Human HGF R, His Tag Conc.(µg/ml)